













US 2014 CALENDAR YEAR DELIVERIES

Lux Sport Segment Ranking

Jan-Dec











| | | | | 2014 CY | 2013 CY | % +/- 14 vs 13 |
|-----------|---|--------------------------------|------------------------|-----------------|-----------------|-------------------|
| 1 |  | Corvette | volume % of segment | 34,839 39.1% | 17,291 23.1% | 101.5% |
| 2 |  | 911 | volume % of segment | 10,426 11.7% | 10,442 13.9% | -0.2% |
| 3 |  | 6 | volume % of segment | 8,647 9.7% | 9,762 13.0% | -11.4% |
| 4 |  | SL | volume % of segment | 5,030 5.6% | 7,007 9.4% | -28.2% |
| 5 |  | SLK | volume % of segment | 4,737 5.3% | 4,757 6.4% | -0.4% |
| 6 |  | F-Type | volume % of segment | 4,112 4.6% | 2,250 3.0% | 82.8% |
| 7 |  | Boxster | volume % of segment | 3,885 4.4% | 4,570 6.1% | -15.0% |
| 8 |  | Cayman | volume % of segment | 3,407 3.8% | 3,383 4.5% | 0.7% |
| 9 |  | Z4 | volume % of segment | 2,151 2.4% | 2,480 3.3% | -13.3% |
| 10 |  | Ferrari | volume % of segment | 1,929 2.2% | 1,907 2.5% | 1.2% |
| | | Total Lux Sport Segment | | 89,029 | 74,896 | 18.9% |



US 2015 CALENDAR YEAR DELIVERIES

Lux Sport Segment Ranking

Jan-Feb

| | | | | 2015 CY | 2014 CY | % +/- 15 vs 14 |
|-----------|---|--------------------------------|--------------------------------------|------------------------------|-----------------------|-------------------|
| 1 |  | Corvette | volume <i>% of segment</i> | 4,732 35.8% | 4,699 37.9% | 0.7% |
| 2 |  | 6 | volume <i>% of segment</i> | 1,748 13.2% | 1,064 8.6% | 64.3% |
| 3 |  | 911 | volume <i>% of segment</i> | 1,685 12.7% | 1,648 13.3% | 2.2% |
| 4 |  | F-Type | volume <i>% of segment</i> | 723 5.5% | 499 4.0% | 44.9% |
| 5 |  | SL | volume <i>% of segment</i> | 641 4.8% | 692 5.6% | -7.4% |
| 6 |  | Cayman | volume <i>% of segment</i> | 536 4.1% | 634 5.1% | -15.5% |
| 7 |  | SLK | volume <i>% of segment</i> | 474 3.6% | 550 4.4% | -13.8% |
| 8 |  | Boxster | volume <i>% of segment</i> | 409 3.1% | 604 4.9% | -32.3% |
| 9 |  | Ferrari | volume <i>% of segment</i> | 383 2.9% | 344 2.8% | 11.3% |
| 10 |  | Z4 | volume <i>% of segment</i> | 380 2.9% | 257 2.1% | 47.9% |
| | | Total Lux Sport Segment | | 13,222 | 12,401 | 6.6% |

2015 Corvette STINGRAY Model Year Data *March 1* – 18893 total



39% **7319**

Stingray Coupe

| | |
|-----|-----|
| 1LT | 36% |
| 2LT | 42% |
| 3LT | 22% |



10% **1838**

Stingray Convertible

| | |
|-----|-----|
| 1LT | 15% |
| 2LT | 41% |
| 3LT | 44% |



43% **8053**

**Stingray Coupe
w/ Z51**

| | |
|-----|-----|
| 1LT | 11% |
| 2LT | 43% |
| 3LT | 46% |



9% **1683**

**Stingray Convertible
w/ Z51**

| | |
|-----|-----|
| 1LT | 4% |
| 2LT | 35% |
| 3LT | 61% |

2015 Corvette Z06 Model Year Data *March 1* – 5576 total



| | | |
|-----------|------------|-------------|
| | 84% | 4670 |
| Z06 Coupe | 1LZ | 7% |
| | 2LZ | 27% |
| | 3LZ | 66% |

| | | |
|-----------------|------------|------------|
| | 16% | 906 |
| Z06 Convertible | 1LZ | 3% |
| | 2LZ | 22% |
| | 3LZ | 75% |

2015 Corvette STINGRAY Model Year Data *March 1* – 18893 total



CFA Painted 47%
CC3 Trans 40%
C2Z Vis CF 10%
C2M Dual Paint 2%
C2Q Dual Vis 1%



M5U 75%



FE1 28%
FE1+ZF1 20%
Z51 26%
Z51+MR 26%



NPP 87%



AE4 6%



EYT 18%



FAY 13%



UQT 73%



Red J6F 45%
Yellow J6E 6%



Silver QG6 9%
Black QX1 4%
Machine RPK 1%
Chrome QX3 14%



Z51 Silver Q7S 10%
Z51 Black Q7T 34%
Z51 Machine QCC 7%
Z51 Chrome Q7E 20%

2015 Corvette Z06 Model Year Data *March 1* – 5576 total



CFA Painted 53%
CC3 Trans 8%
C2Z Vis CF 24%
C2M Dual Paint 9%
C2Q Dual Vis 6%



M5U 38%



CFZ Carbon Flash 38%
CFV Visible Carbon 18%



Z07 41%



FAY 45%



Red J6F 74%
Yellow J6E 12%
Black J6A 9%
Gray J6D 6%



EYK 11%



Silver Q6A 10%
Black Q6U 54%
Gray Q6J 10%
Chrome Q6B 25%



UQT 90%



AE4 33%

2015 Corvette STINGRAY Model Year Data *March 1 – 18893 total*

| Exterior | |
|------------------------|-----|
| Arctic White | 19% |
| Torch Red | 17% |
| Shark Gray | 15% |
| Black | 14% |
| Laguna Blue | 8% |
| Crystal Red | 7% |
| Velocity Yellow | 6% |
| Blade Silver | 5% |
| Night Race Blue | 5% |
| Daytona Sunrise | 4% |

| Interior | |
|---------------------------|-----|
| Jet Black Leather | 48% |
| Jet Black Suede | 6% |
| Adrenaline Red | 22% |
| Gray Leather | 9% |
| Gray Suede | 1% |
| Kalahari Leather | 11% |
| Kalahari Suede | 2% |
| Brownstone Leather | 1% |
| Brownstone Suede | 1% |
| | |

2015 Corvette Z06 Model Year Data *March 1* – 5576 total

| Exterior | |
|------------------------|-----|
| Black | 18% |
| Arctic White | 16% |
| Shark Gray | 16% |
| Torch Red | 14% |
| Velocity Yellow | 10% |
| Laguna Blue | 10% |
| Blade Silver | 5% |
| Daytona Sunrise | 4% |
| Crystal Red | 4% |
| Night Race Blue | 3% |

| Interior | |
|--------------------------|-----|
| Jet Black Leather | 40% |
| Jet Black Suede | 16% |
| Adrenaline Red | 22% |
| Dark Gray Leather | 6% |
| Dark Gray Suede | 3% |
| Kalahari Leather | 8% |
| Kalahari Suede | 4% |
| Blue Leather | 1% |
| | |
| | |