

2014 Corvette Model Year Data *April 3, 2014* – 24497 total



32% **7920**

Stingray Coupe

1LT	21%
2LT	41%
3LT	38%



13% **3280**

Stingray Convertible

1LT	11%
2LT	40%
3LT	49%



42% **10168**

Stingray Coupe
w/ Z51

1LT	8%
2LT	31%
3LT	61%



13% **3129**

Stingray Convertible
w/ Z51

1LT	4%
2LT	22%
3LT	74%

2014 Corvette Model Year Data *April 3, 2014* – 24497 total

Exterior	
Torch Red	19%
Black	16%
Arctic White	16%
Cyber Gray	13%
Crystal Red	9%
Laguna Blue	8%
Blade Silver	6%
Velocity Yellow	6%
Night Race Blue	5%
Lime Rock Green	3%

Interior	
Jet Black Leather	40%
Jet Black Suede	8%
Adrenaline Red	21%
Gray Leather	8%
Gray Suede	2%
Kalahari Leather	15%
Kalahari Suede	3%
Brownstone Leather	2%
Brownstone Suede	1%


2014 Corvette Model Year Data *April 3, 2014* – 24497 total



CFA Painted 52%
 CC3 Trans 28%
 C2Z Vis CF 11%
 C2M Dual Paint 3%
 C2Q Dual Vis 6%




MYC 65%




FE1 44%
 Z51 22%
 Z51+MR 33%



NPP 82%



FAY 20%



Red J6F 43%
 Yellow J6E 6%



Silver QG6 31%
 Machine RQ1 10%
 Chrome QX3 59%



Z51 Silver Q7S 16%
 Z51 Black Q7T 48%
 Z51 Chrome Q7E 36%













UY4 79%



US 2013 CALENDAR YEAR DELIVERIES

Lux Sport Segment Ranking

Jan-Mar

				2014 CY	2013 CY	% +/- 14 vs 13
1		Corvette	volume % of segment	8,179 33.0%	2,941 19.1%	178.1%
2		6	volume % of segment	4,127 16.6%	2,071 13.5%	99.3%
3		911	volume % of segment	2,535 10.2%	2,722 17.7%	-6.9%
4		Maserati	volume % of segment	1,895 7.6%	712 4.6%	166.2%
5		SL	volume % of segment	933 3.8%	1,484 9.6%	-37.1%
6		SLK	volume % of segment	995 4.0%	1,134 7.4%	-12.3%
7		Boxster	volume % of segment	933 3.8%	1,361 8.8%	-31.4%
8		Cayman	volume % of segment	922 3.7%	2 0.0%	46000.0%
9		Z4	volume % of segment	849 3.4%	624 4.1%	36.1%
10		F-Type	volume % of segment	786 3.2%	0 0.0%	#DIV/0!
		Total Lux Sport Segment		24,795	15,379	61.2%